

farmers &  
mercantile  
insurance brokers



# Rural Information Summary October 2019



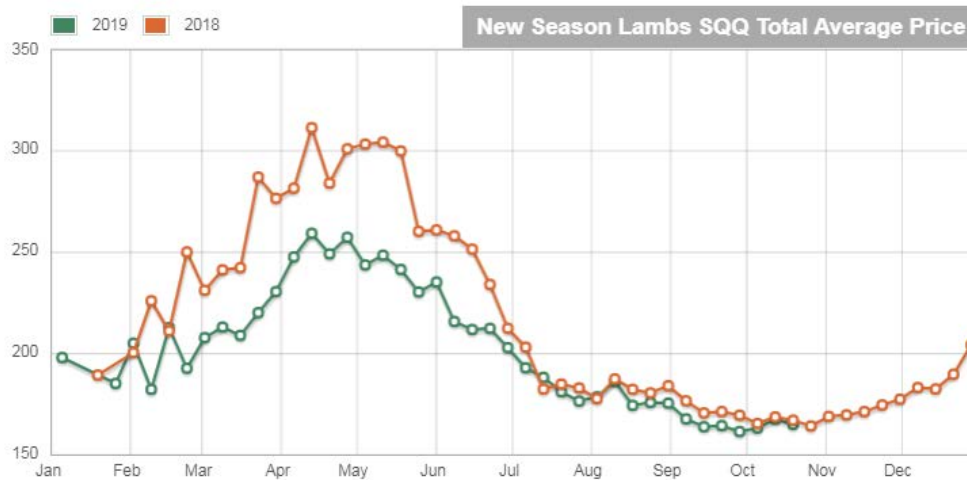
ARABLE | LIVESTOCK | MOTOR | ENVIRONMENTAL | DIVERSIFICATION | SMALLHOLDERS

# Lamb

Lamb prices are down slightly down, but are still above the five year average for the time of year. Reports suggest that many lambs are coming to slaughter too lean and under finished. It's thought that, with the looming Brexit deadline, farmers are trying to get lambs finished and sold more quickly than usual whilst prices are still stable.

(Source – AHDB Beef & Lamb)

## Prime New Season Lambs



Please contact us at your convenience to discuss your requirements

# Cattle

Cattle prices have been on a downward trend since mid September 2017. Historically GB cattle prices tend to drop in the first half of the year, reflecting weaker demand for typical cuts at this time. It has been unusual for prices to fall as far and for as long as they have done over the past year. There could be several factors influencing this including poor consumer demand at retail level, higher carcass weights, and reduced European demand.

In September of this year, cattle saw its largest drop in price of 50p a kilo.

*(Source – AHDB Beef & Lamb)*

## Prime Cattle



# Pigs

Pig prices rose throughout October by 1.11p/kg, which is the biggest weekly increase since June. This brings the general price of pigs nearly 9.7p above the five year average. Domestic demand is still slow however there remains strong demand from an export perspective.









*(Source – AHDB Pig)*

**Please contact us at your convenience to discuss your requirements**

# Arable

The 2019 harvest saw wheat match previous high yields that were last seen in 2015 at 9t/ha. Oilseed rape continues to suffer from reduced areas and poorer yields. The cabbage stem flea beetle crisis affected many arable farmers, particularly in central and southern counties, with a drop of 9.8% in some areas.

*(Source – AHDB, DEFRA, Farmers Weekly)*

Arable Crops (£ per tonne)	A year ago	October 2019	Change
Feed Peas	180	171	
Oilseed Rape	303	316	
Feed Barley	157	113	
Milling Wheat	174	143	
Feed Wheat	172	127	
Hay & Straw	68	60	
Leeks	£1.21£/kg	1.19£/kg	
Milk Prices (per litre)	30.08ppl	28.50ppl	

# The Agricultural Bill

It's been a whole year since the Government published its Agricultural Bill, which set out a policy framework for farmers and landowners in England with the aim of creating a cleaner and healthier environment for all.

The Bill promised to deliver a fairer payment reward system to farmers who protect the environment and set out how farmers will be paid for public goods in the future. However, the Bill is set to fall this month and has made no progress through Parliament since November last year.

The legislation did pass through the Public Bill committee at the end of 2018, and has been on pause ever since. This is due to the Government attempting to get a withdrawal agreement with the EU over the line. For a Bill to be carried, it requires the agreement of the party business managers and the explicit consent of the House of Commons.

The Bill is now unlikely to move forward, given that the Government has not sought to progress the Bill for over 9 months. As another general election has been called, the Bill is now guaranteed to fall because there is no provision to carry legislation over from one Parliament to another.

*(Source – Strutt & Parker, & Farmers Weekly)*

**Please contact us at your convenience to discuss your requirements**

# The public advised to consider farmers this Bonfire Night

The public have been urged to consider farmers before setting off fireworks and sky lanterns this bonfire night.

Sky lanterns are a fire risk causing devastating effects on businesses when they land on livestock, buildings and fields. In addition to the risk of being burnt, Livestock can mistake the fallen lanterns as food in the field, or in baled hay and silage.

When setting off fireworks, the public are urged to always consider the location. The loud noises created from fireworks can be extremely distressing for all livestock, horses and domestic pets.

Livestock that do get startled by the loud noises from fireworks are at risk of injuring themselves on farm equipment and fencing as they try to escape their enclosures.

Some local authorities in Scotland have imposed bans against sky lanterns, along with Sainsbury's being the first UK retailer to stop selling fireworks altogether.

*(Source - Farming UK)*

# The aging farmer

Over the last five years there have been 166 fatalities in the agricultural and forestry workplace. This is an average of 33 deaths per year, with 2019 actually having 39 fatal incidents to date. 49% of these death occurred in workers over the age of 60. The most common cause of death is being hit by a moving vehicle.

The likelihood of a fatal injury for a worker aged 60 - 64 is 5 times higher than that of a 16-34 year old, and 7 times higher for a worker aged 65 and over. Over past 12 months, the most common cause of death amongst older farmers has been falling from height and incidents involving cattle.

Whilst every person is different, there is a degree of speculation about the aging process. As people get older their reactions slow down, strength reduces and hearing and sight can diminish, which can make it harder to pick up on warning signs and react accordingly.

In agriculture people tend to work for longer as they often own the farm or it remains in the family. People working in their 80s in farming is not uncommon.

The nature of agriculture means that people often work by themselves and in remote areas which increases the risks of fatality considerably.

*(Source - Farming UK)*

**Please contact us at your convenience to discuss your requirements**



# Detailed cause of fatal injury during 2018/19(p)



**14 (36%)**

**Killed by moving vehicle**

- 6 Telescopic handler (telehandler)
- 5 All-Terrain Vehicle (ATV)
- 2 Farm vehicle, vehicle with trailer
- 1 Tractor with sprayer



**9 (23%)**

**Killed when injured by an animal**

- 8 Cattle
- 1 Bull



**7 (18%)**

**Killed by fall from height**

- 2 Fragile/building roof
- 2 Ladder
- 2 Telehandler, excavator bucket
- 1 Combine harvester



**3 (8%)**

**Killed when struck by an object**

- 1 Tree branch
- 1 Bale
- 1 Landslide (rocks, soil, trees etc)



**3 (8%)**

**Killed by contact with machinery**

- 1 Stone picking machine
- 1 Baler tailgate
- 1 Grain dryer



**2 (5%)**

**Killed by asphyxiation/drowning**

- 1 Grain silo
- 1 Water



**1 (2%)**

**Killed when struck against something fixed**

- 1 Barbed wire

**Total number of people killed**

**39**

Source: RIDDOR and operational intelligence

# Detailed cause of fatal injury over 5 years (2014/15–2018/19(p))



**43 (26%)**

**Killed by moving vehicle**

- 12 Tractor, trailer including farm equipment
- 12 Telescopic handler (telehandler)
- 11 All-terrain vehicle (ATV)
- 8 From transport of any other kind



**31 (19%)**

**Killed when injured  
by an animal**

- 24 Cattle
- 7 Bull



**23 (14%)**

**Killed by fall from height**

- 11 Roof (including through a fragile surface and from roof edges)
- 4 Ladders
- 3 Lifting equipment
- 5 Other means of access



**17 (10%)**

**Killed when struck by an object**

- 6 Tree/tree branch
- 5 Bale of straw/hay
- 4 Equipment or parts of machinery
- 2 Other



**15 (9%)**

**Killed when trapped by  
something collapsing**

- 9 Vehicle, machinery and equipment
- 2 Excavation, drainage ditch etc
- 2 Parts of buildings or structures
- 2 Bales, logs



**12 (7%)**

**Killed by asphyxiation/drowning**

- 6 Pond, water, slurry lagoon or slurry store
- 5 Grain bins or silos
- 1 Other



**10 (6%)**

**Killed by contact with machinery**

- 6 Powered machines: PTO, hay turning machine, baler, baler tailgate, grain dryer etc
- 3 Vehicles including attached machinery: potato harvester, feeder wagon etc
- 1 Chainsaw



**7 (4%)**

**Killed by contact with electricity**

- 5 Overhead electricity power line (OHPL)
- 2 Other electric contact including electrical wiring



**8 (5%)**

**Killed by other causes**

- 8 Other categories including: slip, trip or fall on same level, exposure to a fire, struck against something fixed etc

**Please contact us at your convenience to discuss your requirements**

# Exchange rates

Currency		This Morning	One Week ago	Fortnight ago	3 Months Ago	6 Months ago	One Year ago
€:£	£1 =	€1.157	€1.163	€1.146	€1.097	€1.156	€1.123
	€1=	0.863p	0.859p	0.877p	0.917p	0.859p	0.887p
\$:£	£1=	\$1.263	\$1.298	\$1.256	\$1.247	\$1.302	\$1.290
	\$1=	0.779p	0.770p	0.795p	0.822p	0.766p	0.784p

Exchange rate alterations over the last 6 years:

Year	€1=	£1=
2012	0.789p	€1.262
2013	0.859p	€1.163
2014	0.795p	€1.251
2015	0.733p	€1.378
2016	0.861p	€1.160
2017	0.923p	€1.108
<b>2018</b>	<b>0.905p</b>	<b>€1.104</b>

(Source - OFX.com)

Please contact us at your convenience to discuss your requirements

farmers &  
mercantile  
insurance brokers

For a complimentary review of your insurance needs, highlighting any gaps or unnecessary cover, please contact us.

Phone: **01604 782782**

Email: **info@fandmgroup.co.uk**

Website: **www.fandmgroup.co.uk**

Farmers & Mercantile Insurance Brokers is a trading name of Lycett, Browne-Swinburne & Douglass Limited which is authorised and regulated by the Financial Conduct Authority.